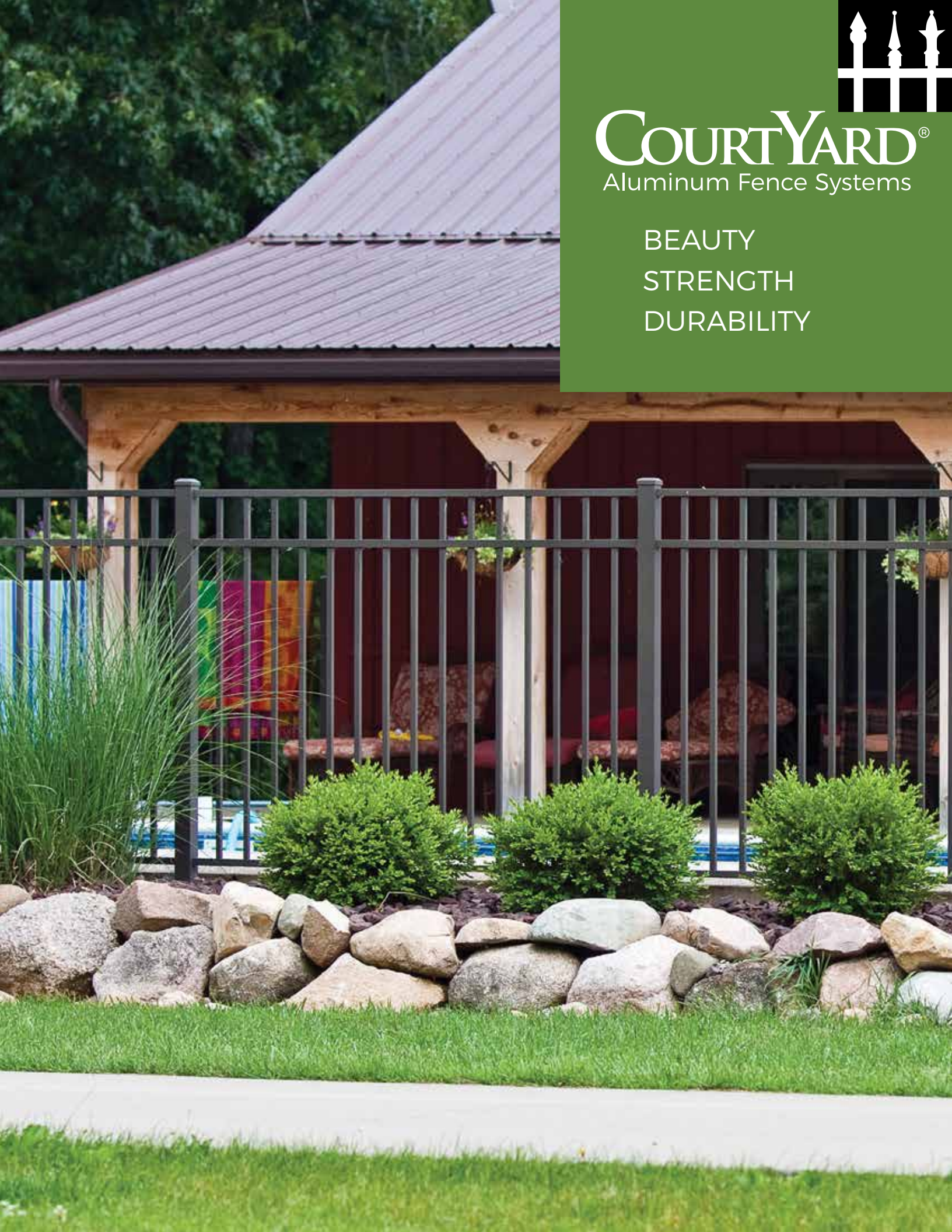


COURTYARD[®]

Aluminum Fence Systems

BEAUTY
STRENGTH
DURABILITY





DYNAMIC SOLUTIONS INNOVATION

Since 1984 Digger Specialties, Inc. (DSI) has been manufacturing quality products for the fence and building products industry.

At DSI we are continually working to provide solutions through innovative product development and design to bring the best products to our customers, the marketplace and the home owner.

Our Courtyard® Aluminum fence provides elegance and beauty for residential, commercial and industrial needs. This premium line of fence also provides a great investment in your home or business.



Digger Specialties, Inc. is proud to offer one of the strongest warranties in the industry. Our Courtyard® Aluminum Fence is covered by a Lifetime Limited Warranty. Our Lifetime Limited Warranty demonstrates our faith in our products and our commitment to you.

Visit diggerspecialties.com to view and register your Courtyard® Aluminum Fence warranty.



Digger Specialties, Inc. is proud to be an American company manufacturing quality American made products at our plants in Indiana, North Carolina, Georgia, and Missouri.



COMMITTED TO THE ENVIRONMENT AND OUR COMMUNITY

DSI is proud to be an environmentally aware company that continues to update our practices to reduce our carbon footprint. DSI consistently recycles our cardboard, wood, steel banding, zinc die cast, and heat shrink scrap. DSI also utilizes both aluminum and vinyl extrusions that contain recycled content.

DSI is pleased to support our community by outsourcing a portion of our packaging functions to a local company that provides meaningful employment to individuals with disabilities.




TABLE OF CONTENTS

Features & Benefits	2
Specifications	3
Colors and Powder Coating Process	4
Arched Picket Top	5
Spear Top	6-7
Alternating Spear Top	8
Flat Top Alternating Spear	9
Flat Top	10-11
Gates and Hardware	12-14
Accessories	15
Options	16
Specialties	17

FEATURES & BENEFITS

Hidden E-Clip & Hidden Rail Locks

Our patented Hidden Picket Fasteners and Hidden Rail Locks eliminate scratches and unsightly screws.



Patent #US 7,152,849 B2, Patent #US 7,134,647 B2

Welded Gates

CourtYard® Aluminum Gate rails and pickets are welded at each connection for added strength and durability.




High Strength & Quality Aluminum Alloy

6063-T6 Posts & Rails
6063-T52 Speared Pickets
6063-T6 Non-Speared Pickets



Assembled Sections

CourtYard® Aluminum Fence sections come factory assembled for quick installation.



Pool Code Approved



CourtYard® Aluminum Fencing combines safety with style. Fence models marked with this symbol comply with ASTM F2409 and F1908 for height and spacing. Check with your local building code officials as local codes may differ.

Puppy Picket Option (Short Picket Option)



CourtYard® Aluminum Fencing offers pet owners peace of mind. Fence models marked with this symbol are available with optional puppy pickets (short picket option). These added pickets help keep small animals in or out of your yard. For more information see Page 16.

SPECIFICATIONS



	HUNDRED SERIES	1000 SERIES	2000 SERIES
Suggested Use	Residential Applications	Premium Residential & Commercial Applications	Industrial Applications
Section Width	6' Centers Per Foot/Inch Sections available from 24" to 72"	6' Centers Per Foot/Inch Sections available from 24" to 72"	8' Centers Per Foot/Inch Sections available from 24" to 96"
Rails	1" H (.085") x 1-1/8" W (.065")	1" H (.085") x 1-1/8" W (.065")	1-1/2" H (.100") x 1-1/2" W (.070")
Spear/Finial Pickets	5/8" x 5/8" (.045")	3/4" x 3/4" (.053")	1" x 1" (.065")
Non-Spear/Finial Pickets	5/8" x 5/8" (.045")	3/4" x 3/4" (.045")	1" x 1" (.065")
Picket Spacing	3.792" Between Pickets	3.65" Between Pickets	3.75" Between Pickets
Section Racking	Standard Sections Rack 20" in 6' Double Punch Sections Rack 40" in 6' Sections with Rings Rack 10" in 6' Double Punch not available for Sections with Rings	Standard Sections Rack 20" in 6' Double Punch Sections Rack 35" in 6' Sections with Rings Rack 10" in 6' Double Punch not available for Sections with Rings	Standard Sections Rack 17" in 8' Double Punch Sections Rack 26" in 8' Sections with Rings Rack 10" in 8' Double Punch not available for Sections with Rings
Posts	2" x 2" (.060") 2" x 2" (.090") 2" x 2" (.125") 4" x 4" (.125") 6" x 6" (.185")	2-1/2" x 2-1/2" (.065") 2-1/2" x 2-1/2" (.090") 2-1/2" x 2-1/2" (.125") 4" x 4" (.125") 6" x 6" (.185")	2-1/2" x 2-1/2" (.090") 48"-72" Heights Only 2-1/2" x 2-1/2" (.125") 4" x 4" (.125") 6" x 6" (.185")
Standard Single Gate Opening Sizes	36", 42", 48", 60", 72"	36", 42", 48", 60", 72"	36", 42", 48", 60", 72"

COLORS & POWDER COATING PROCESS

ALUMINUM COLORS

DSI Aluminum Products are offered in 12 standard AAMA 2604 colors. Custom colors and AAMA 2605 colors are available by special order.

Colors shown are a close representation of the true color. Please consult actual samples for accurate powder coating colors.



OPTIONAL COLOR







Select CourtYard® accessories are available in an optional Gold Accent color. See pages 15 and 16 for more information on the items available.



Gold Accent Fine Texture
(Upcharge may apply)

EXCLUSIVE DSI POWDER COATING PROCESS

DSI's aluminum Powder Coating offers an uncompromising quality created by state-of-the-art technology. Our system provides the highest quality powder coating on the market with a lifetime limited warranty giving you peace of mind in your investment.

<p>1</p> 	<p>The raw premium-grade aluminum is inspected to be free of blemishes and is not exposed to the outdoor elements.</p>	<p>2</p> 	<p>The product enters a heated acidic cleaning stage to remove extrusion debris and fabrication oils.</p>	<p>3-6</p> 	<p>Clean: City water rinse Cleaner: Recycling reverse osmosis water rinse Cleanest: Pure reverse osmosis water rinse Sealer: Dried-in-place aluminum sealer</p>
<p>7-8</p> 	<p>A 200 MPH air blast removes water drops from the pre-treated aluminum. A convection oven completes the dry-off process.</p>	<p>9</p> 	<p>Powder is applied with 18 automated and 2 manual spray guns. Compressed process air is dried to -35°F Dew Point for superior adhesion.</p>	<p>10</p> 	<p>The powder coating is then bonded and adhered to the aluminum sub-straight in a 400 degree cure stage.</p>

ARCHED PICKET TOP

Recognized by the curved design, Arched Picket Top is a great decorative fence for landscaped and garden areas. With spear point, quad finial, and triad finial options, this fence is sure to accent any yard.

ARCHED PICKET TOP STYLE

2-Rail



Sections Do Not Rack

Height

Style	36"	42"	48"
0124	•	•	•
1124	•	•	•



SPEAR TOP


Spear Top offers pressed point pickets with optional finials - Quad and Triad. This traditional fence style is a great addition to any yard, commercial, or industrial property. Spear Top offers multiple options for defining your space by adding Rings or Concave and Convex Styles.





SPEAR TOP STYLES

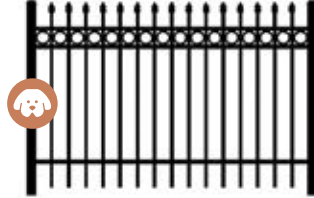
3-Rail



Height

Style	36"	42"	48"	54"	60"	72"
0131	•	•	•		•	
1131	•	•	•		•	•
2131			•	•	•	•


3-Rail w/Rings



Height

Style	36"	42"	48"	54"	60"	72"
0131R	•	•	•		•	
1131R	•	•	•		•	•
2131R			•	•	•	•

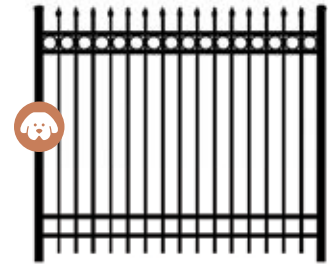
4-Rail



Height

Style	72"	84"	96"
0141	•		
2141		•	•


4-Rail w/Rings



Height

Style	72"	84"	96"
0141R	•		
2141R		•	•


3-Rail Concave



Height

Style	36"	42"	48"	54"	60"	72"
0131 concave	•	•	•		•	
1131 concave	•	•	•		•	•
2131 concave			•	•	•	•

3-Rail Concave w/Rings



Height

Style	36"	42"	48"	54"	60"	72"
0131R concave	•	•	•		•	
1131R concave	•	•	•		•	•
2131R concave			•	•	•	•

4-Rail Concave



Height

Style	72"	84"	96"
0141 concave	•		
2141 concave		•	•


4-Rail Concave w/Rings



Height

Style	72"	84"	96"
0141R concave	•		
2141R concave		•	•

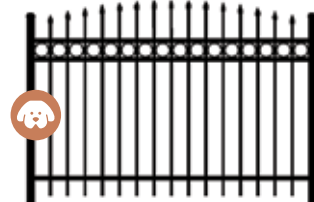
3-Rail Convex



Height

Style	36"	42"	48"	54"	60"	72"
0131 convex	•	•	•		•	
1131 convex	•	•	•		•	•
2131 convex			•	•	•	•


3-Rail Convex w/Rings



Height

Style	36"	42"	48"	54"	60"	72"
0131R convex	•	•	•		•	
1131R convex	•	•	•		•	•
2131R convex			•	•	•	•


4-Rail Convex



Height

Style	72"	84"	96"
0141 convex	•		
2141 convex		•	•

4-Rail Convex w/Rings



Height


Style	72"	84"	96"
0141R convex	•		
2141R convex		•	•

ALTERNATING SPEAR TOP

Alternating Spear Top offers pressed point pickets in alternating heights providing an aesthetic appeal. Optional Finials are available in both Quad and Triad.


ALTERNATING SPEAR TOP STYLES

3-Rail




Style	Height					
	36"	42"	48"	54"	60"	72"
0132	•	•	•		•	
1132	•	•	•		•	•
2132			•	•	•	•

3-Rail w/Rings




Style	Height					
	36"	42"	48"	54"	60"	72"
0132R	•	•	•		•	
1132R	•	•	•		•	•
2132R			•	•	•	•

4-Rail




Style	Height		
	72"	84"	96"
0142	•		
2142		•	•

4-Rail w/Rings



Style	Height		
	72"	84"	96"
0142R	•		
2142R		•	•




FLAT TOP ALTERNATING SPEAR

Flat Top Alternating Spear offers a modern design by combining the safety of a smooth top rail with the traditional alternating spears between the top and mid rail.

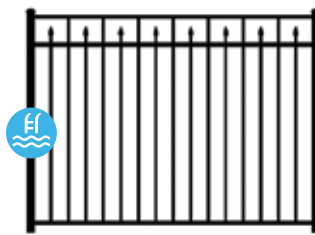
FLAT TOP ALTERNATING SPEAR STYLES

3-Rail




Style	Height				
	36"	42"	48"	60"	72"
0233	•	•	•	•	
1233	•	•	•	•	•
2233			•	•	•

3-Rail Pool



Style	Height	
	54"	55"
0233 Pool		•
1233 Pool		•
2233 Pool	•	

3-Rail Flush Bottom



Style	Height
	48"
0233 FB	•
1233 FB	•

4-Rail



Style	Height		
	72"	84"	96"
0243	•		
2243		•	•



FLAT TOP


Perfect for around a pool, the classic Flat Top offers clean simple lines in 2, 3 or 4 rail designs. Double Picket and Ring styles are available to add definition to your space.






FLAT TOP STYLES

2-Rail Pool




Height	
Style	48" 54"
0220 Pool	•
1220 Pool	• •
2220 Pool	•

3-Rail



Height	
Style	36" 42" 48" 60" 72"
0230	• • • •
1230	• • • • •
2230	• • •

3-Rail Pool




Height	
Style	54" 55"
0230 Pool	•
1230 Pool	•
2230 Pool	•

3-Rail Flush Bottom




Height	
Style	48" 60"
0230 FB	• •
1230 FB	• •

3-Rail Double Pickets to Mid-Rail




Height	
Style	48"
0230 Dbl Pkts to Mid-Rail	•
1230 Dbl Pkts to Mid-Rail	•

3-Rail w/Rings



Height	
Style	36" 42" 48" 60" 72"
0230R	• • • •
1230R	• • • • •
2230R	• • •

3-Rail w/Rings Pool




Height	
Style	54" 55"
0230R Pool	•
1230R Pool	•
2230R Pool	•

3-Rail w/Rings Flush Bottom




Height	
Style	48" 60"
0230R FB	• •
1230R FB	• •

4-Rail



Height	
Style	72" 84" 96"
0240	•
2240	• •

4-Rail w/Rings



Height	
Style	72" 84" 96"
0240R	•
2240R	• •

QUICKSHIP >

Some CourtYard® Fence styles are available in our Quick Ship Program. This means faster delivery from all four DSI plant locations.

Black Fine Texture & Bronze Fine Texture Only

Hundred Series:

- 0220 48" Height
- 0230 48" Height
- 0230 55" Height

1000 Series:

- 1220 48" Height
- 1230 48" Height
- 1230 55" Height

See the Quick Ship Program Flyer for additional details.

GATES AND HARDWARE

CourtYard® Gates are available in the same styles and heights as the fencing. Whether you are looking for a gate that blends in or stands out, options like Arching and Rings allow you to create the perfect gate for your fence.






WALK GATES


Standard

36" - 48" Single Gate Openings
72" - 96" Double Gate Openings




Arched

36" - 48" Single Gate Openings
72" - 96" Double Gate Openings




Standard w/Bracing

60" - 72" Single Gate Openings
120" - 144" Double Gate Openings



Arched w/Bracing


60" - 72" Single Gate Openings
120" - 144" Double Gate Openings



Gates with Short Picket Option may be made with V bracing.


Pool w/Corner Bracing

60" - 72" Single Gate Openings
120" - 144" Double Gate Openings



Arched Pool w/Corner Bracing

60" - 72" Single Gate Openings
120" - 144" Double Gate Openings



U-Frame

36" - 72" Single Gate Openings
72" - 144" Double Gate Openings




Arched U-Frame

36" - 72" Single Gate Openings
72" - 144" Double Gate Openings




1000 Series Gates with Rings

Standard



Perfect Fit

(widths change see charts below)



1131R & 1230R - "Perfect Fit" Gates

Gate Sizes	# of Pickets	# of Rings	Actual Width	Actual Opening
36" Wide	6	7	33"	34-1/2"
42" Wide	8	9	41-3/4"	43-1/4"
48" Wide	9	10	46-3/16"	47-11/16"
60" Wide	12	13	59-3/8"	60-7/8"
72" Wide	14	15	68-1/8"	69-5/8"
72" Wide	15	16	72-1/2"	74"

1132R - "Perfect Fit" Gates

Gate Sizes	# of Pickets	# of Rings	Actual Width	Actual Opening
36" Wide	7	8	37-3/8"	38-7/8"
42" Wide	7	8	37-3/8"	38-7/8"
48" Wide	9	10	46-3/16"	47-11/16"
60" Wide	11	12	55"	56-1/2"
72" Wide	13	14	63-3/4"	65-1/4"
72" Wide	15	16	72-1/2"	74"

1131R - "Standard" Gates

Gate Sizes	# of Pickets	# of Rings	Actual Width	Actual Opening	Approx. End Space
36" Wide	7	6	34-1/2"	36"	2-3/16"
42" Wide	8	7	40-1/2"	42"	3"
48" Wide	10	9	46-1/2"	48"	1-9/16"
60" Wide	12	11	58-1/2"	60"	3-3/16"
72" Wide	15	14	70-1/2"	72"	2-9/16"


1132R - "Standard" Gates

Gate Sizes	# of Pickets	# of Rings	Actual Width	Actual Opening	Approx. End Space
36" Wide	7	6	34-1/2"	36"	2-3/16"
42" Wide	9	8	40-1/2"	42"	25/32"
48" Wide	9	8	46-1/2"	48"	3-25/32"
60" Wide	13	12	58-1/2"	60"	1"
72" Wide	15	14	70-1/2"	72"	2-9/16"


1230R - "Standard" Gates

Gate Sizes	# of Pickets	# of Rings	Actual Width	Actual Opening	Approx. End Space
36" Wide	7	6	34-1/2"	36"	2-3/16"
42" Wide	8	7	40-1/2"	42"	3"
48" Wide	10	9	46-1/2"	48"	1-9/16"
60" Wide	12	11	58-1/2"	60"	3-3/16"
72" Wide	15	14	70-1/2"	72"	2-9/16"


ENTRY GATES



Standard
84" - 192"
Single Gate
Openings



Continuous Arch
168" - 384"
Double Gate
Openings



Arched
84" - 192"
Single Gate
Openings



Designer Arch
168" - 384"
Double Gate
Openings

Gate Openings over 12' Single and 24' Double include bracing.

HARDWARE

HINGES



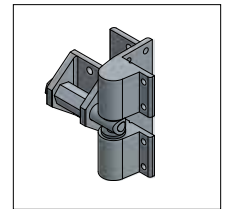
Tru-Close Hinge



Kwik Fit Hinge



SS Med Duty Hinge



HD Adjustable Hinge
For 2" Gate Sides

LATCHES



Lokk Latch



Lokk Latch Deluxe



Lokk Latch
Magnetic



Magna Latch
Vertical Pull 6"



Magna Latch
Top Pull 20-1/4"



SS Gravity Latch

Not all hinges and latches work for all gate configurations. For more information on gates and hardware visit our website diggerspecialties.com






ACCESSORIES

POST CAPS

Gold Accent Available

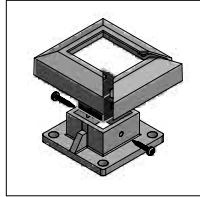


Flat Cap
2", 2½", 4", 6"



Ball Cap
2", 2½", 4"


POST MOUNTS & FLAIRS



2" Post Mount
(Includes Flair)



2½" Post Mount
(Includes Flair)



Welded Plate
Option




Post Flair (2-piece)
2", 2½", 4", 6"
For Welded Plate Option
& Core Drilled Posts

MAGENA STAR

Low Voltage and Solar Lights



Ornamental Low Voltage
2", 2½", 4"



Downward Low Voltage
2", 2½", 4"



Combo Low Voltage
2", 2½", 4"



Ornamental Low
Voltage Side Light



Ornamental Low Voltage
Tear Drop Side Light



Ornamental Solar
2", 2½"




Downward Solar
2", 2½"

TOUCH UP PAINT



SECTION MOUNTS




Wall Mount
Hundred, 1000,
2000 Series



Swivel Mount
Hundred, 1000,
2000 Series

TOOLS



Hole Punch



Rail Remover
(Set of 3)




Post Routing
Template Kit



OPTIONS

FINIALS


Gold Accent Available



Quad

Triad

GOLD RINGS



Spear/Finial Top

Flat Top


DOUBLE PUNCH



Double Punch increases the racking angle.

See page 3 for details on racking.

SPECIAL LENGTH SECTION



Hundred / 1000 Series:

- Per Foot Sections available from 2' to 6'
- Per Inch* Sections available from 24" to 72"


2000 Series:

- Per Foot Sections available from 2' to 8'
- Per Inch* Sections available from 24" to 96"

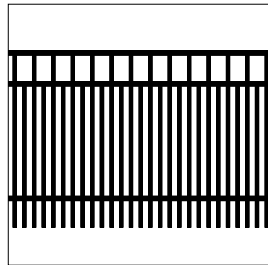
*Ring and Arched Picket Top models not available in per inch sections.

Even spacing between pickets.


PUPPY PICKETS (SHORT PICKETS)



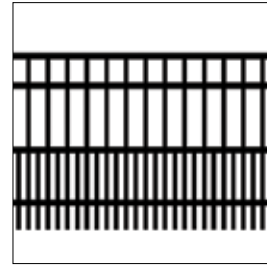
Spear/Finial Top



Flat Top



Spear/Finial Top



Flat Top

Puppy Pickets (Short Pickets) go to the Mid-Rail for 36" & 42" heights.

Puppy Pickets (Short Pickets) are 20" tall with additional rail for heights 48" and above.





SPECIALTIES



We put the “special” in Digger Specialties!

Let DSI help solve your unique installation challenges and design needs.

RADIUS SECTIONS



STAIR STEP SECTIONS WITH SPECIAL ROUTED POSTS




SPECIAL HEIGHT SECTIONS



SPECIAL RADIUS SECTIONS



TAPERED WELDED SECTIONS



SPECIAL PICKET SPACING SECTIONS



CUSTOM GATES



DSI FAMILY OF PRODUCTS



diggerspecialties.com

We have tried to make this catalog comprehensive and factual. We reserve the right to discontinue at any time, without notice, colors, materials, equipment and availability. Since some information may have been updated since the time of printing, we are not responsible for typographical or pictorial errors. Materials shown may vary slightly from actual colors. ©Digger Specialties 2018/11 99547